



Dare Revel Dive




warp ikat designed in 5 image sections
along the whole length of 75 feet

bamboo reed of 25 dent

sette in stripes
of double or quadruple sleyed



2016, tying the warp for *Prey*



tying the warp for *Prey*



dyeing the first section of warp




2017, untying warp ikat knots on *Anchor*



winding weft ikat for *Thicket*



2018, weaving *Thicket*



sketch for *Live Wire*



trying something new:
silk screening onto the warp




Live Wire came from a drawing
I made in ca. 2014.
On the wall on behind,
the right shows the warp design,
and the left shows what became
the silk screen template.




template for *Live Wire*
(note warp ikat underneath)




over dyeing *Live Wire*



note the loosely woven weft



sketch for *Anchor*








cutting loose the weft threads to wind
the warp back onto the loom



weft thread skeins for *Anchor*



2021 Winding a new warp using “nagare boshi” spun linen paper




preparing warp to dye in indigo vat





rinsing the indigo





SHIFUKU



